




SIRENA 48
COUPE



SIRENA 48
COUPE











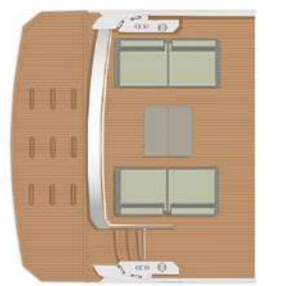
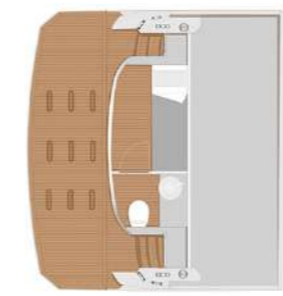
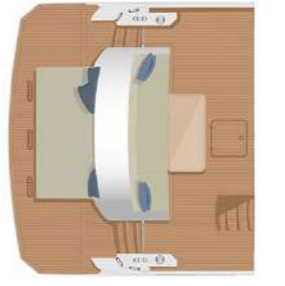
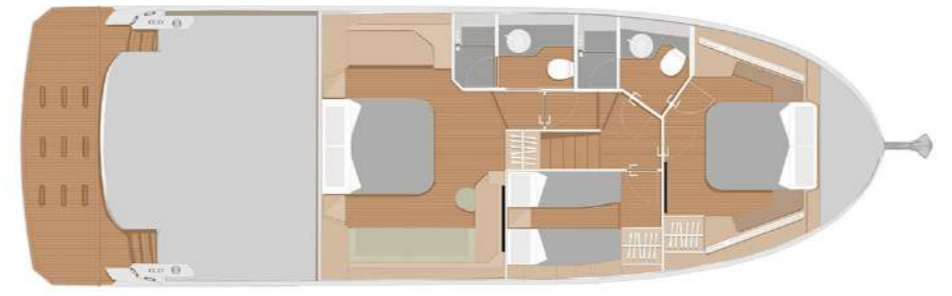
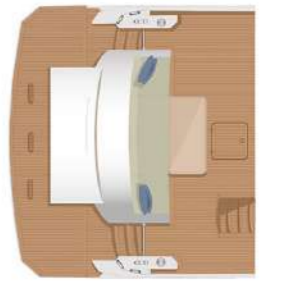






48

COUPE



Dimensions and Main Characteristics

Length Overall LOA	16,04 m / 52'7 1/2"
Hull Length	13,79 m
Hull Beam BHmax ISO 8666	5 m / 16'5"
Max Draft - TMAX ISO 8666	1,06 m / 3'6"
Cabins	3 standard + 1 (optional crew cabin)
Loaded-Displacement Mass	26,21 tonnes / 58224 lbs (with Cummins QSB 6.7) 27,80 tonnes / 61289 lbs (with VOLVO D11)
Diesel Tank Capacity	1900 lt / 502 gal
Hull Type	Semi Displacement
Exterior Styling Concept & Interior Design	Sirena Marine
Naval Architecture	German Frers
Engines	Cummins QSB 6.7 550 HP x 2 VOLVO D11 670 HP x 2 - optional
Cruising speed	16 knots
Economy Cruising Speed	10 knots
Max speed*	24,4 knots 27,5 knots (with optional engines)
Certification	CE Category B

*NOTE: All performance specified in the table above are design data and applies to a standard configuration boat (standard equipment installed as per this standard list) with clean keel, propellers, and rudders. Furthermore, the performance levels indicated above have been defined under good sea and wind conditions (Beaufort Scale level 1, Douglas Scale level 1, ambient T < 25°, seawater T =15°, atmospheric P = 103250 Pa) with 2 people on board, 25% fuel, and fresh, grey and black water tanks empty. Different or harsher sea conditions and additional selected optional equipment may affect the performance.





SIRENA YACHTS

TR

Turkey, Headquarters

+90 212 219 74 74

Abdi İpekçi Cad. Ada Apt. No: 22/18
K: 5 34367 Nişantaşı / İstanbul

sales@sirenayachts.com
www.sirenayachts.com

SIRENA MARINE